



DIY PROFILES

Description

A wide range of DIY profiles in aluminium, stainless steel and brass and a variety of commercial sizes. Ideal for multiple professional applications and also home improvement jobs. Anodized titanium aluminium models are not recommended for use in exterior environments.

Materials

Anodized aluminium

Al-Mg-Si aluminium, heat-treated in T6 (6060 T6).

The profiles are made by extrusion then anodized with a $\geq 15 \mu\text{m}$ thick layer.

The outer surface must be protected from scratches and rubbing. They present a strong resistance to chemical and atmospheric agents. When wet, concrete and its derivatives produce alkaline substances which can corrode metal (forming aluminium hydroxide) when allowed to react with the surface. For this reason, the visible surface of the profile must be quickly and delicately cleaned to remove any concrete, adhesive or grouting substances and detergents.

Anodized surfaces can become ruined through wear and foot traffic (profiles used on floors) and the original finish lost as a result.

Polished aluminium

Al-Mg-Si aluminium, heat-treated in T6 (6060 T6).

The profiles are extruded then treated and machined. Relatively good resistance to chemical and atmospheric agents is guaranteed. When wet, concrete and its derivatives produce alkaline substances which can corrode metal (forming aluminium hydroxide) when allowed to react with the surface. For this reason, the visible surface of the profile must be quickly cleaned to remove any concrete, adhesive or grouting substances and detergents. Do not use polished aluminium profiles on floors and outdoors.

Coated aluminium

Al-Mg-Si aluminium, heat-treated in T6 (6060 T6).

The profiles are extruded and then coated. They present a relatively good resistance to chemical and atmospheric agents but not to mechanical stress which damages the surface coating. This means they are not recommended for floor use. Concrete, adhesive, grouting materials and detergents must be immediately removed from the visible surface of the profile.

Stainless steel

AISI 430 - DIN 1.4016

The profiles are bent sheet metal.

This type of steel has moderate resistance to corrosive agents. It is recommended for indoor use.

Polished brass

The profiles are folded then polished mechanically. The outer surface must be protected from scratches and rubbing.

Resistance to chemical agents and mechanical stress is good. Parts of the brass in contact with the air are subject to oxidation, producing a film on the surface. In the presence of extreme humidity or corrosive agents, brass will oxidise quickly and marks may appear on the surface. Where necessary, it can be restored to its natural state with abrasives or special polishes.

General note on metals

Aluminium and stainless steel are not resistant to all chemical compounds. Consequently, contact with particularly aggressive products like hydrochloric acid (HCl) and phosphoric acid (H₃P₀₄) should be avoided.

Products generally used to clean stone, ceramic and porcelain tiles, such as muriatic acid, ammonia and bleach, damage the surface finish on the metal and can cause intense corrosion. Moreover, any residues of concrete, adhesive, and grouting materials must always be removed from the surface of the profiles as quickly and delicately as possible.

If adhesive tape is used to cover the profile, it must not be left any longer than an hour.

Fixing

Fixing with adhesive

Remove the profile from the packaging.

Where present, also remove any protection (protective and/or shrink-wrapped film) added to protect the finish.

Measure the length required and cut the profile to this length using an appropriate tool.

Fix with a suitable adhesive.

Remove any excess grout, adhesive, solvents etc. with a soft sponge and water within ten minutes of application.

Care and maintenance

Care and maintenance procedures for the materials used to make these profiles depends largely on the type of alloy and/or finish used.

The instructions provided below describe the operations to be performed on the profile to restore it as much as possible to its original condition.

The purpose of this document is to provide as many general indications as possible to guide you on when and how to clean the product, but they should also be verified on a case-by-case basis.

It should be pointed out there are specific responsibilities in each part of the product's life cycle, starting from when it is installed the first time.

Aluminium

No special maintenance is required and aluminium products can be easily treated with colourless alcohol in a water solution or using ordinary detergents, provided they do not contain acid (hydrochloric or hydrofluoric).

Detergent products made by multiple manufacturers and sold under a variety of commercial brands can generally be used for cleaning.

Generally speaking, there are three types of products:

- Alkaline
- Neutral
- Acid

For cleaning purposes, we recommend using a neutral detergent diluted in water then rinsing with water only, using a non-abrasive sponge and/or cloth to avoid scratching and/or damaging the anodized surface.

During cleaning, the following aspects must be kept in mind at all times:

- Do not use acid or alkaline detergents because they could damage the aluminium;
- Do not use products and/or abrasive materials;
- Do not use organic solvents on painted surfaces;
- Do not use detergents without first checking their chemical composition;
- Do not apply detergents straight onto the surface to be cleaned;
- Surfaces must be "cold" (max T° = 30°C) during cleaning and not exposed to direct sunlight;
- Detergents used in cleaning must also be "cold" (max T° = 30°C) and steam sprays should not be used.

In any case, the final stage in the cleaning process is always sufficient rinsing of the parts treated with water. They must then be immediately dried using soft fabric or leather cloths. Polishes or similar products are not required.

Clean profiles carefully as soon as required, following the instructions on the product package, to prevent any residues of concrete, grout or similar substances from attacking the surface.

Stainless steel

Stainless steel surfaces can be polished with suitable, widely available products.

Stainless steel is easy to clean and extremely hygienic; the smooth, non-porous surface makes the adhesion and survival of bacteria and/or other micro-organisms.

To keep stainless steel perfectly maintained, there are just a few simple rules: wash with soap and warm water, rinse well then dry with a soft cloth. For surfaces exposed to atmospheric agents and attack, we recommend cleaning the stainless steel profile regularly to maintain the surface unaltered and prevent corrosion.

Surfaces with a brushed finish should always be cleaned in the direction of the brushing and not at an angle to it.

In the event of scratches, use a detergent/polish made specifically for stainless steel, and a soft cloth.

For cleaning, do not use any of the following:

- detergents containing hydrochloric acid (also known as muriatic acid), hydrofluoric acid or bleach; avoid direct contact on surfaces with detergents containing chlorides, unless the contact is short and the surface is well-rinsed afterwards.
- abrasive powdered detergents which could damage the surface finish of the profile.

Do not leave mild steel objects or utensils (like brushes or steel wool normally used to remove residues of mortar or similar products) in contact with stainless steel profiles for extended lengths of time. They could transfer iron particles (contamination) and trigger rust on the surface.

Do not leave damp cloths or sponges for extended lengths of time on the stainless steel surface to prevent the formation of unsightly water marks.

Brass

Brass does not require special maintenance: it can be easily cleaned with alcohol diluted in water or ordinary detergents, provided they are not acid-based. Water can be used with added neutral detergents and the final rinse with water alone. Use non-abrasive sponges or cloths which will not scrape the surface. Use polishes that are commonly available.

Fire prevention measures

In the event of fire, use chemical fire extinguishers, dry sand or solid extinguishing agents.

Notes:


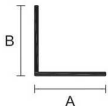

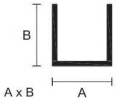








These profiles must be handled with caution, being careful to wear suitable gloves to prevent injury and/or cuts to the hands.

The instructions and specifications provided here are the product of our experience but are only a guide, should not be considered exhaustive and must be confirmed by extensive practical applications.

Profilpas declines any responsibility for damage to people or things resulting from improper use of the product.

Users must establish for themselves if the product is suitable for the required used and they bear full responsibility for any incorrect installation of the material.

profiles in anodised aluminium

		with barcode label	
		length m. 1	length m. 2
flat 	measures	silver	silver
	12x2	10100	10104
	15x2	10108	10112
	20x2	10116	10120
	25x2	10124	10128
	30x2	10132	10136
	40x2	-	-
	50x2	-	-
corner 	10x10x1	10140	10144
	15x15x1	10148	10152
	20x20x1*	10156	10160
	25x25x1*	10164	10168
	30x30x1*	10172	10176
	30x30x1,5	-	09020
	40x40x1,5	10380	10384
	40x40x2	-	-
corner L 	15x10x1	10180	10184
	20x10x1	10188	10192
	30x15x1	10196	10200
U profile 	8x8x1	10204	10208
	10x10x1	10212	10216
	10x15x1	10220	10224
	12x12x1	-	10218
double U profile 	16x7x1	-	10232
	16x12x1	10236	10240
	20x10x1	-	10248
	20x18x1	10252	10256
edge trim 	18x1	10260	10264
	22x1	10268	10272
	25x1	10276	10280
round tube 	8x1	09032	09036
	10x1	09040	09044
	12x1	09048	09052
	15x1	10284	10288
	18x1	10292	10296
	20x1	10300	10304
square tube 	10x10x1	10308	10312
	15x15x1	10316	10320
	20x20x1	10324	10328
rectangular tube 	20x10x1	10332	10336
	30x15x1	10340	10344
T profile 	15x15x1,5	10348	10352
	25x25x1,5	10356	10360
round bar 	Ø 6	-	09084
	Ø 8	10364	10368
	Ø 10	-	09092
square bar 	8x8	10372	10376
	10x10	-	10394


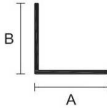
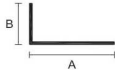
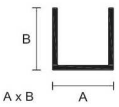
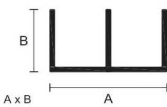







Articles no partial packaging. Pack. 10 pcs per item - Minimum order : 100 assorted pcs DIY range.

* items available also 3 m long without barcode pag 271

EAN 13 = the first group product code

example code 10395 = 8010937 10395

profiles in anodised aluminium


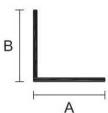
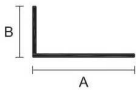
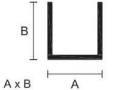
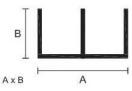





		without barcode label	
		length m. 2	length m. 3
	measures	silver	silver
flat 	12x2	510104	-
	15x2	510112	-
	20x2	510120	-
	25x2	510128	-
	30x2	510136	-
	40x2	510095	510096
	50x2	510099	510097
	60x2	510100	510098
corner 	10x10x1	510144	-
	15x15x1	510152	-
	20x20x1	510160	510158
	25x25x1	510168	510166
	30x30x1	510176	510174
	30x30x1,5	509020	-
	40x40x1,5	510384	-
	40x40x2	510381	510383
corner L 	15x10x1	510184	
	20x10x1	510192	
	30x15x1	510200	
U profile 	8x8x1	510208	
	10x10x1	510216	
	10x15x1	510224	
	12x12x1	510218	
double U profile 	16x7x1	510232	
	16x12x1	510240	
	20x10x1	510248	
	20x18x1	510256	
edge trim 	18x1	510264	
	22x1	510272	
	25x1	510280	
round tube 	8x1	509036	
	10x1	509044	
	12x1	509052	
	15x1	510288	
	18x1	510296	
	20x1	510304	
	25x1,5	509060	
square tube 	10x10x1	510312	
	15x15x1	510320	
	20x20x1	510328	
rectangular tube 	20x10x1	510336	
	30x15x1	510344	
T profile 	15x15x1,5	510352	
	25x25x1,5	510360	
round bar 	Ø 6	509084	
	Ø 8	510368	
	Ø 10	509092	
square bar 	8x8	510376	
	10x10	510394	

Articles no partial packaging. Pack. 10 pcs per item - Minimum order : 100 assorted pcs DIY range.

EAN 13 = the first group product code

example code 10395 = 8010937 10395

profiles in anodised and colour-coated aluminium

		with barcode label length m. 2		
	measures	gold anodised	titanium anodised	colour-coated white RAL 9003
piatto 	12x2	10105	-	-
	15x2	10113	-	11612
	20x2	10121	10470	11620
	30x2	10137	-	11636
angolare 	10x10x1	10145	10452	11644
	15x15x1	10153	10454	11652
	20x20x1	10161	10456	11660
	25x25x1	10169	10458	11668
	30x30x1	10177	-	11676
	40x40x1,5	10385	-	11684
angolare L 	15x10x1	10185	10462	11692
	20x10x1	10193	10464	11700
	30x15x1	10201	10466	11708
canalino a U 	8x8x1	10209	-	-
	10x10x1	-	-	11724
	10x15x1	10225	-	-
canalino a doppia U 	20x18x1	-	-	11764
unghietta 	18x1	10265	-	11772
	22x1	10273	-	-
	25x1	10281	-	-
tubo rotondo 	10x1	09045	-	-
	15x1	-	-	11796
	18x1	10297	-	-
	20x1	10305	-	-
tubo quadro 	10x10x1	-	-	11820
tubo rettangolare 	20x10x1	10337	-	11844
profilo a T 	15x15x1,5	-	-	11860
	25x25x1,5	-	-	11868


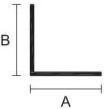

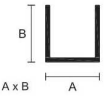


Articles no partial packaging. Pack. 10 pcs for gold items, 5 pcs for titanium items

Minimum order: 100 assorted pcs DIY range.

EAN 13 = the first group product code

example code 10395 = 8010937 10395

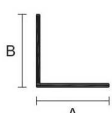

profiles in bright polished silver aluminium

		with barcode label	
		length m. 1	length m. 2
	measures	silver	silver
flat 	15x2	-	10115
	20x2	-	10123
	25x2	-	10131
corner 	10x10x1	10143	10147
	15x15x1	10151	10155
	20x20x1	10159	10163
	25x25x1	-	10171
	30x30x1	-	10179
corner L 	15x10x1	-	10186
	20x10x1	-	10195
	30x15x1	-	10203
U profile 	10x10x1	-	10219
	10x15x1	-	10227
	12x12x1	-	10211
edge trim 	18x1	-	10267
T profile 	15x15x1,5	10351	10355

Pack. 5 pcs per article

Minimum order: 100 assorted pcs DIY range.

polished brass and stainless steel corners

		with barcode label	
		length m. 2	
corner	measures	polished brass	stainless steel
	15x15x1	10002	10050
	20x20x1	10006	10054
	25x25x1	-	10058
	30x30x1	10014	10062
	40x40x1	-	10070
corner L	measures	polished brass	stainless steel
	15x10x1	10030	-
	20x10x1	10034	10082
	30x10x1	-	10086


Articles no partial packaging.

Pack. 5 pcs per article - Minimum order: 100 assorted pcs DIY range.

EAN 13 = the first group product code

example code 10094 = 8010937 10094

curtain counterweights in silver anodised aluminium with rounded edges

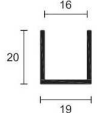
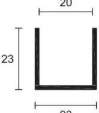
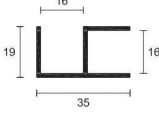
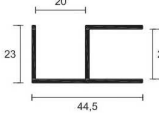
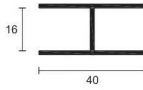
		length m. 1	length m. 2	length m. 4
		cod.	cod.	cod.
	30x4 boxes pcs 10	10604	10605	10606
	40x4 boxes pcs 10	10608	10609	-

Articles no partial packaging.

EAN 13 = the first group product code

example code 10824 = 8010937 10824

silver anodised aluminium profiles for structures

				with barcode label	
				length m. 2	length m. 3
		measures thickness		cod.	cod.
U profile	 <p>for panels frame thickness up to 16 mm Packaging 6 pcs per item.</p>	16	1,5	10500	10504
U profile	 <p>for panels frame thickness up to 20 mm Packaging 6 pcs per item.</p>	20	1,5	10532	10536
double U profile	 <p>for 90° corners between panel boards thickness up to 16 mm Packaging 6 pcs per item.</p>	16	1,5	-	10512
double U profile	 <p>for 90° corners between panel boards thickness up to 20 mm Packaging 6 pcs per item.</p>	20	1,5	-	10544
H profile	 <p>for connection of panels thickness up to 16 mm Packaging 6 pcs per item.</p>	16	1,5	-	10520