

## **Profilpas Design Cerfix<sup>®</sup> Prodecor – Prostyle C - DESIGN**

### **Description**

C – Design is a range of high-end, chrome or 24k gold-plated decorative profiles, embellished with Swarovski Elements, which are ideal for tiled coverings.

C – Design is an elegant alternative to traditional stoneware motifs or ceramic or metal listello tile trims - the straight lines with no protruding sections make it especially suited to rectified tiles.

### **Materials**

#### **Chrome-plated brass**

Alloy CW624N UNI EN 12167

The profiles are extruded and then chrome-plated. Resistant to UV, chemical and atmospheric agents. Do not use chrome-plated brass profiles on floors subject to intense foot traffic.

#### **24K gold-plated brass**

Alloy CW624N UNI EN 12167

The profiles are extruded and then 24k-gold-plating applied. Resistant to UV, chemical and atmospheric agents. Do not use 24K gold-plated brass profiles on floors subject to intense foot traffic.

#### **General note on metals**

Brass is not resistant to all chemical compounds. Consequently, contact with particularly aggressive products like hydrochloric acid (HCl) and phosphoric acid (H<sub>3</sub>P<sub>0</sub>4) should be avoided.

Products generally used to clean stone, ceramic and porcelain tiles, such as muriatic acid, ammonia and bleach, damage the surface finish on the metal and can cause intense corrosion. Moreover, any residues of concrete, adhesive, detergents and grouting materials must always be removed from the surface of the profiles as quickly and delicately as possible.

If adhesive tape is used to cover the profile, it must not be left any longer than an hour.

### **Fixing**

#### **Fixing with adhesive**

Remove the profile from the packaging.

Check that the depth of the covering to be laid is not greater than the depth of the profile (see label).

Where present, also remove any protection (protective and/or shrink-wrapped film) added to protect the finish.

Measure the length required and cut the profile to this length using an appropriate tool.

Level the adhesive on the laying surface using a toothed spreader.

Place the profile in position and level it with the covering laid previously.

Lay the covering delicately, making sure it is flush with the profile and leaving the right space for a grout line (usually 1-2mm).

Place tape over visible surfaces to protect the Swarovski crystals.  
Fill any gaps left between the covering and the profile with a suitable grout.  
Remove the tape and wash away any excess grout, adhesives, etc. carefully with a soft sponge or brush and water, grout, adhesive, solvents etc. within ten minutes of application.

### Care and maintenance

Care and maintenance procedures for the materials used to make these profiles depends largely on the type of alloy and/or finish used. The instructions provided below describe the operations to be performed on the profile to restore it as much as possible to its original condition. The purpose of this document is to provide as many general indications as possible to guide you on when and how to clean the product, but they should also be verified on a case-by-case basis. It should be pointed out there are specific responsibilities in each part of the product's life cycle, starting from when it is installed the first time.

**Brass**  
Brass does not require special maintenance: it can be easily cleaned with alcohol diluted in water or ordinary detergents, provided they are not acid-based. Water can be used with added neutral detergents and the final rinse with water alone. Use non-abrasive sponges or cloths which will not scrape the surface. Use polishes that are commonly available.

### Fire prevention measures

In the event of fire, use chemical fire extinguishers, dry sand or solid extinguishing agents.

### Notes:

These profiles must be handled with caution, being careful to wear suitable gloves to prevent injury and/or cuts to the hands. The instructions and specifications provided here are the product of our experience but are only a guide, should not be considered exhaustive and must be confirmed by extensive practical applications. Profilpas declines any responsibility for damage to people or things resulting from improper use of the product. Users must establish for themselves if the product is suitable for the required used and they bear full responsibility for any incorrect installation of the material.

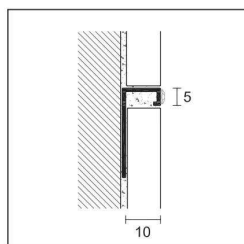
Prodecor - Prostyle



DJKC/10 chromium-plated brass with crystals from Swarovski®



DJKC/10 chromium-plated brass with crystals from Swarovski®



DJKC/10

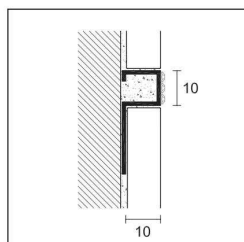
**PRODECOR - C DESIGN**

length = 270 cm - pack 5 pcs		<b>H</b>
<b>ART.</b>	<b>finishing</b>	<b>10</b>
<b>BRASS</b>		
	chromium-plated + crystals from Swarovski®	13300
<b>DJKC/10</b>	chromium-plated + crystals from Swarovski®	13302

individually packed



UKC/10 chromium-plated brass with crystals from Swarovski®




UKC/10

**PROSTYLE - C DESIGN**

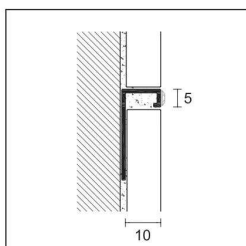
length = 270 cm - pack 5 pcs		<b>H</b>
<b>ART.</b>	<b>finishing</b>	<b>10</b>
<b>BRASS</b>		
<b>UKC/10</b>	chromium-plated + crystals from Swarovski®	13310

individually packed

Prodecor - Prostyle



DJKGC/10 24 kt gold plated brass + crystals from Swarovski®



DJKGC/10

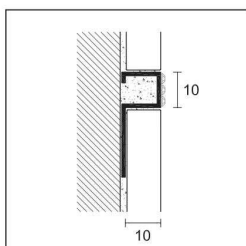
**PRODECOR - C DESIGN**

length = 270 cm - pack 5 pcs	<b>H</b>
<b>ART. finishing</b>	<b>10</b>
<b>BRASS</b>	
<b>DJKGC/10</b> 24 kt gold plated + crystals from Swarovski®	13402

individually packed



UKGC/10 24 kt gold plated brass + crystals from Swarovski®



UKGC/10

**PROSTYLE - C DESIGN**

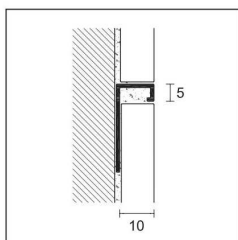
length = 270 cm - pack 5 pcs	<b>H</b>
<b>ART. finishing</b>	<b>10</b>
<b>BRASS</b>	
<b>UKGC/10</b> 24 kt gold plated + crystals from Swarovski®	13410

individually packed

Prodecor - Prostyle




DJKG/10 24 kt gold plated brass



DJKG/10

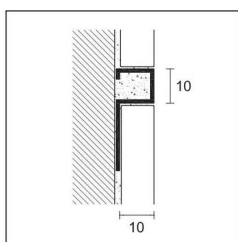
**PRODECOR - C DESIGN**

length = 270 cm - pack 5 pcs		<b>H</b>
<b>ART.</b>	<b>finishing</b>	<b>10</b>
<b>BRASS</b>		
<b>DJKG/10</b>	24 kt gold plated 	12902

individually packed




UKG/10 24 kt gold plated brass



UKG/10

**PROSTYLE - C DESIGN**

length = 270 cm - pack 5 pcs		<b>H</b>
<b>ART.</b>	<b>finishing</b>	<b>10</b>
<b>BRASS</b>		
<b>UKG/10</b>	24 kt gold plated 	12910

individually packed